

MITSUBISHI

MODEL GT15-UCOV USB ENVIRONMENTAL PROTECTION COVER

User's Manual

Thank you for purchasing the GOT1000 Series.

Prior to use, please read both this manual and detailed manual thoroughly to fully understand the product.

MODEL	GT15-UCOV-U
MODEL CODE	1D7M03
IB(NA)-0800297-A(0407)MEE	

GRAPHIC OPERATION TERMINAL
GOT1000

●SAFETY PRECAUTIONS●

(Always read these precautions before using this equipment.)

Before using this product, please read this manual and the relevant manuals introduced in this manual carefully and pay full attention to safety to handle the product correctly.

The precautions given in this manual are concerned with this product.

In this manual, the safety precautions are ranked as "DANGER" and "CAUTION".

⚠ DANGER Indicates that incorrect handling may cause hazardous conditions, resulting in death or severe injury.

⚠ CAUTION Indicates that incorrect handling may cause hazardous conditions, resulting in medium or slight personal injury or physical damage.

Note that the **⚠ CAUTION** level may lead to a serious accident according to the circumstances.

Always follow the precautions of both levels because they are important to personal safety.

Please save this manual to make it accessible when required and always forward it to the end user.

[INSTALLATION PRECAUTIONS]

⚠ CAUTION

- Make sure to securely fix the USB environmental protection cover onto the GOT using fixing screws and tighten the screws in the specified torque of 0.36 to 0.48 N·m. Loose tightening may cause the USB environmental protection cover to drop off and/or the GOT to fail or malfunction. Overtightening may damage and drop screws and/or the USB environmental protection cover.

[DISPOSAL PRECAUTIONS]

⚠ CAUTION

- Dispose of this product as industrial waste.

Manuals

The following shows manuals relevant to this product.

Detailed Manual

Manual name
GT15 User's Manual (Option)

Relevant Manuals

For relevant manuals, refer to the PDF manual stored within the drawing software used.

© 2004 MITSUBISHI ELECTRIC CORPORATION

1. Overview

This User's Manual describes the GT15-UCOV USB environmental protection cover (hereafter abbreviated to the USB environmental protection cover). Refer to the GT15 User's Manual for the applicable GOT.

Product name	Model name	Description
USB environmental protection cover	GT15-UCOV	For USB interface protection

The USB environmental protection cover is used to make the USB interface compliant with the protective structure IP67f.

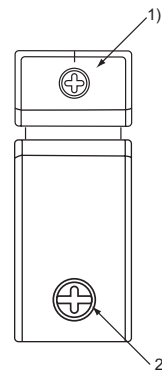
2. Specifications

The following table indicates the performance specifications of the USB environmental protection cover. Refer to the GT15 User's Manual for the general specifications of the USB environmental protection cover.

Item	Description
Protective structure*	IP67f
Weight	2.6g

* Note that the USB interface does not comply with IP67f when fixing screws of the USB environmental protection cover are loose.

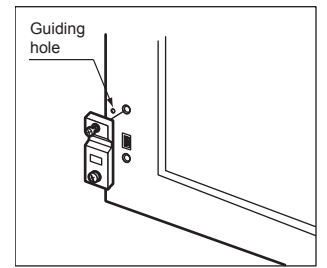
3. Part Names




No.	Name	Description
1	Upper fixing screw	Screw for keeping the cover fixed
2	Lower fixing screw	Screw used when connecting/disconnecting the USB cable

4. Installation Procedure


- Fix the USB environmental protection cover to the GOT by tightening its upper fixing screw within the specified torque range (0.36 to 0.48 N·m). (It is advisable to set the USB environmental protection cover along a guiding hole which is provided in the GOT, as it will make the installation easier.)



- When the USB interface is not used, also tighten the lower fixing screw of the USB environmental protection cover within the specified torque range (0.36 to 0.48 N·m). (IP67f compliant)



- When the USB interface is used, remove the lower fixing screw of the USB environmental protection cover, and connect the USB cable. (IP67f in-compliant)



Warranty

Mitsubishi will not be held liable for damage caused by factors found not to be the cause of Mitsubishi; machine damage or lost profits caused by faults in the Mitsubishi products; damage, secondary damage, accident compensation caused by special factors unpredictable by Mitsubishi; damages to products other than Mitsubishi products; and to other duties.

⚠ For safe use

- This product has been manufactured as a general-purpose part for general industries, and has not been designed or manufactured to be incorporated in a device or system used in purposes related to human life.
- Before using the product for special purposes such as nuclear power, electric power, aerospace, medicine or passenger movement vehicles, consult with Mitsubishi.
- This product has been manufactured under strict quality control. However, when installing the product where major accidents or losses could occur if the product fails, install appropriate backup or failsafe functions in the system.

Country/Region Sales office/Tel

U.S.A	Mitsubishi Electric Automation Inc. 500 Corporate Woods Parkway Vernon Hills, IL 60061 Tel : +1-847-478-2100
Brazil	MELCO-TEC Rep. Com.e Assessoria Tecnica Ltda. AV. Paulista 1471, Conj. 308, Sao Paulo City, Sao Paulo State, Brazil Tel : +55-11-283-2423
Germany	Mitsubishi Electric Europe B.V. German Branch Golthaer Strasse 9 D-40880 Ratingen, GERMANY Tel : +49-2102-486-0
U.K	Mitsubishi Electric Europe B.V. UK Branch Travellers Lane, Hatfield, Herts., AL10 8XB, UK Tel : +44-1707-276100
Italy	Mitsubishi Electric Europe B.V. Italian Branch Centro Dir. Colleoni, Pal. Perseo-Ingr.2 Via Paracelso 12, 20041 Agrate B., Milano, Italy Tel : +39-039-6053344
Spain	Mitsubishi Electric Europe B.V. Spanish Branch Carretera de Rubi 76-80 08190 - Sant Cugat del Valles, Barcelona, Spain Tel : +34-93-565-3131
France	Mitsubishi Electric Europe B.V. French Branch 25 Boulevard des Bouvels, F-92741 Nanterre Cedex, France TEL: +33-1-5568-5568
South Africa	Circuit Breaker Industries LTD. Tripswitch Drive, Elandsfontein Gauteng, South Africa Tel : +27-11-928-2000
Hong Kong	Ryoden Automation Ltd. 10th Floor, Manulife Tower, 169 Electric Road, North Point, HongKong Tel : +852-2887-8870
China	Ryoden Automation Shanghai Ltd. 3F Block5 Building Automation Instrumentation Plaza 103 Cao Bao Rd. Shanghai 200233 China Tel : +86-21-6475-3228
Taiwan	Setsoyo Enterprise Co., Ltd. 6F., No.105 Wu-Kung 3rd.RD, Wu-Ku Hsiang, Taipei Hsine, Taiwan Tel : +886-2-2299-2499
Korea	HAN NEUNG TECHNO CO.,LTD. 1F Dong Seo Game Channel Bldg.,660-11, Deungchon-dong Kangseo-ku, Seoul, Korea Tel : +82-2-3660-9552
Singapore	Mitsubishi Electric Asia Pte. Ltd. 307 ALEXANDRA ROAD #05-01/02, MITSUBISHI ELECTRIC BUILDING SINGAPORE 159943 Tel : +65-6473-2308
Thailand	F. A. Tech Co., Ltd. 898/28, 29, 30 S.V.City Building, Office Tower 2, Floor 17-18 Rama 3 Road, Bangkokpongang, Yannawa, Bangkok 10120 Tel : +66-2-692-8522
Indonesia	P.T. Autoteknindo SUMBER MAKMUR Jl. Muara Karang Selatan Block A Utara No.11 Kav. No.11 Kawasan Industri/Pergudangan Jakarta - Utara 14440 Tel : +62-21-663-0833
India	Messung Systems Pvt.Ltd. Electronic Sadan NO:111 Unit No15, M.I.D.C BHOSARI, PUNE-411026 Tel : +91-20-712-2807
Australia	Mitsubishi Electric Australia Pty. Ltd. 348 Victoria Road, PostalBag, No 2, Rydalmere, N.S.W 2116, Australia Tel : +61-2-9684-7777

MITSUBISHI ELECTRIC CORPORATION
HEAD OFFICE : 1-8-12, OFFICE TOWER Z 14F HARUMI CHUO-KU 104-6212 JAPAN
NAGOYA WORKS : 1-14, YADA-MINAMI 5-CHOME, HIGASHI-KU, NAGOYA, JAPAN

When exported from Japan, this manual does not require application to the Ministry of Economy, Trade and Industry for service transaction permission.

Specifications subject to change without notice.
Printed in Japan on recycled paper.