

Product Discontinuation Notices

June 1, 2009

Counters

No. 2009194E

Discontinuation Notice of H7CX Series due to renewal

REQUEST

There was modification in portion of modification notices of Product News No. 2009194E of 2009 June issue. Please abolish old edition, replace the latest No. 2009194E.

Product Discontinuation

Digital Counter/Tachometer



Model H7CX-A[]

Model H7CX-R[]

Recommended Replacement

Digital Counter/Tachometer
(Schedule to be released on July, 2009)

Model H7CX-A[]-N

Model H7CX-R[]-N

Discontinuation date : The end of March, 2010

Caution on recommended replacement

- Shorter depth.
 - <Terminal Block Type >
Supply voltage of AC: from 100mm to 78mm, DC: from 64mm to 59mm.
 - <Socket Type except L8>
Supply voltage of AC: from 72.5mm to 63.7mm.
- Change of description by adding -N in the end.

Difference from discontinued product

Model	Body Color	Dimensions	Wire connection	Mounting Dimensions	Characteristics	Operation ratings	Operation methods
H7CX	*	*	**	*	**	**	*

** : Fully compatible

* : The change is a little/Almost compatible





-- : Not compatible

- : No corresponding specification

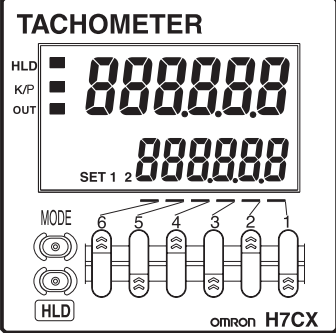

Product Discontinuation and recommended replacement

Product discontinuation	Recommended replacement
H7CX-A11	H7CX-A11-N
H7CX-A11S	H7CX-A11S-N
H7CX-A11D1	H7CX-A11D1-N
H7CX-A11SD1	H7CX-A11SD1-N
H7CX-A114	H7CX-A114-N
H7CX-A114S	H7CX-A114S-N
H7CX-A114D1	H7CX-A114D1-N
H7CX-A	H7CX-A-N
H7CX-AS	H7CX-AS-N
H7CX-AD	H7CX-AD-N
H7CX-ASD	H7CX-ASD-N
H7CX-A4	H7CX-A4-N
H7CX-A4S	H7CX-A4S-N
H7CX-A4D	H7CX-A4D-N
H7CX-A4SD	H7CX-A4SD-N
H7CX-AW	H7CX-AW-N
H7CX-AWS	H7CX-AWS-N
H7CX-AWD1	H7CX-AWD1-N
H7CX-AWSD1	H7CX-AWSD1-N
H7CX-AWSD	H7CX-AWSD-N
H7CX-A4W	H7CX-A4W-N
H7CX-A4WSD	H7CX-A4WSD-N
H7CX-R11	H7CX-R11-N
H7CX-R11D1	H7CX-R11D1-N
H7CX-A11-G	H7CX-A11-N + Y92P-CXC6G
H7CX-A11S-G	H7CX-A11S-N + Y92P-CXC6G
H7CX-A11D1-G	H7CX-A11D1-N + Y92P-CXC6G
H7CX-A11SD1-G	H7CX-A11SD1-N + Y92P-CXC6G
H7CX-A114-G	H7CX-A114-N + Y92P-CXC4G
H7CX-A114S-G	H7CX-A114S-N + Y92P-CXC4G
H7CX-A114D1-G	H7CX-A114D1-N + Y92P-CXC4G
H7CX-A-G	H7CX-A-N + Y92P-CXC6G
H7CX-AS-G	H7CX-AS-N + Y92P-CXC6G
H7CX-AD-G	H7CX-AD-N + Y92P-CXC6G
H7CX-ASD-G	H7CX-ASD-N + Y92P-CXC6G
H7CX-A4-G	H7CX-A4-N + Y92P-CXC4G
H7CX-A4S-G	H7CX-A4S-N + Y92P-CXC4G
H7CX-A4D-G	H7CX-A4D-N + Y92P-CXC4G
H7CX-A4SD-G	H7CX-A4SD-N + Y92P-CXC4G
H7CX-AW-G	H7CX-AW-N + Y92P-CXC6G
H7CX-AWS-G	H7CX-AWS-N + Y92P-CXC6G
H7CX-AWD1-G	H7CX-AWD1-N + Y92P-CXC6G
H7CX-AWSD1-G	H7CX-AWSD1-N + Y92P-CXC6G
H7CX-AWSD-G	H7CX-AWSD-N + Y92P-CXC6G
H7CX-A4W-G	H7CX-A4W-N + Y92P-CXC4G
H7CX-A4WSD-G	H7CX-A4WSD-N + Y92P-CXC4G






Front Design

Product discontinuation Model H7CX-A[4] Series	Recommendable replacement Model H7CX-A[4]-N Series
<p>< 4-Digit Display ></p>  <p><Front> Flat display around LCD area. Display the RST, K/P, OUT in the front panel.</p> <p><LCD Display> Character height of present value: 11.5mm Use single light to indicate the function of RST, K/P, OUT</p>	 <p><Front> Rounded 3D display around LCD area. Deletion of the RST, K/P, OUT display.</p> <p><LCD Display> Character height of present value: 12mm Deletion of single light display and add RST, Key logo, RST in the LCD.(a) Addition of segment (line) in the displayed number.(b)</p>
Product discontinuation Model H7CX-A[]/- AW[] Series	Recommendable replacement Model H7CX-A[]/-AW[]-N Series
<p>< 6-Digit Display ></p>  <p><Front> Flat display around LCD area. Display the RST, K/P, OUT in the front panel.</p> <p><LCD Display> Character height of present value: 9mm Use single light to indicate the function of RST, K/P, OUT.</p>	 <p><Front> Rounded 3D display around LCD area. Deletion of RST, K/P, OUT display.</p> <p><LCD Display> Character height of present value: 10mm Deletion of single light display and add RST, Key logo, OUT in the LCD.(a) Addition of segment (line) in the displayed number. (b)</p>

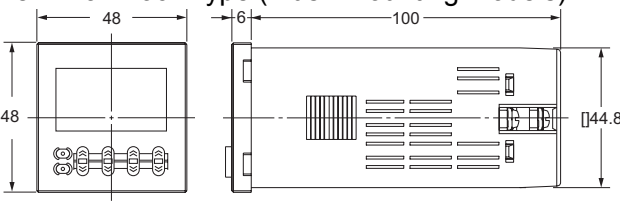
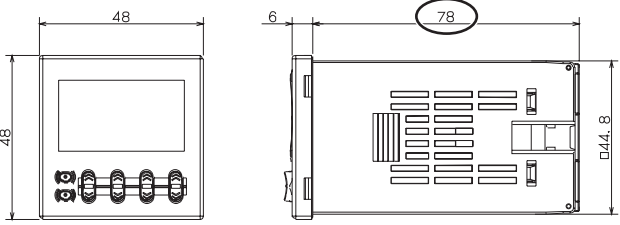
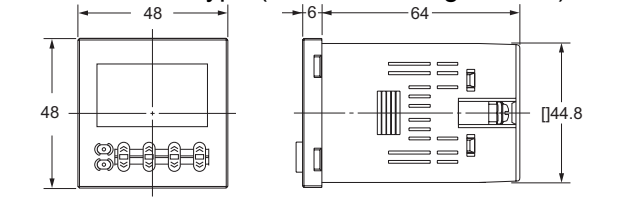
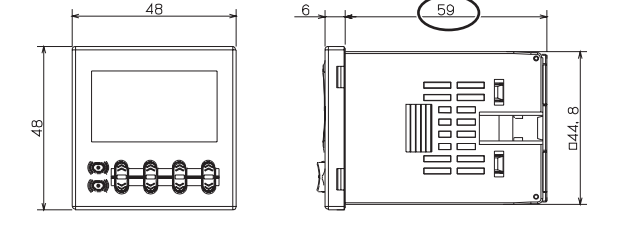
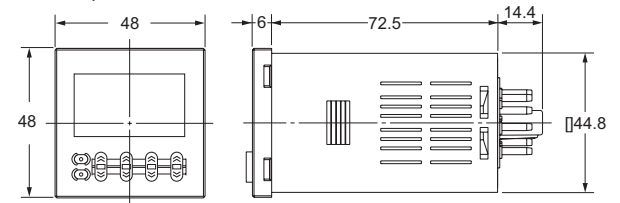
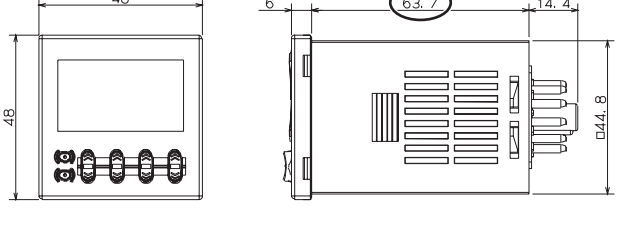
Front Design

Product discontinuation Model H7CX-R [] Series	Recommendable replacement Model H7CX-R []-N Series
<p>< Tachometer ></p>  <p><Front> Flat display around LCD area. Display the HLD, K/P, OUT in the front panel.</p> <p><LCD Display> Character height of present value: 9mm Use single light to indicate the function of HLD, K/P, OUT.</p>	 <p><Front> Rounded 3D display around LCD area. Deletion of HLD, K/P, OUT display.</p> <p><LCD Display> Character height of present value: 10mm Deletion of single light display and add HLD, Key logo, OUT in the LCD.(a) Addition of segment (line) in the displayed number. (b)</p>

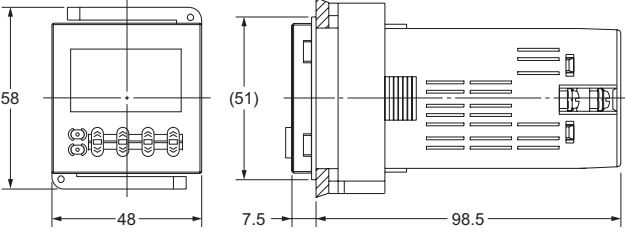
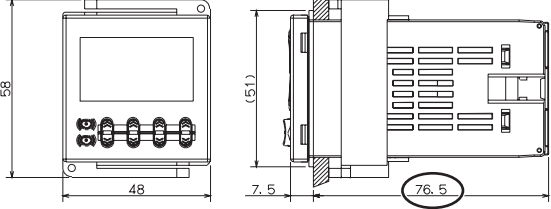
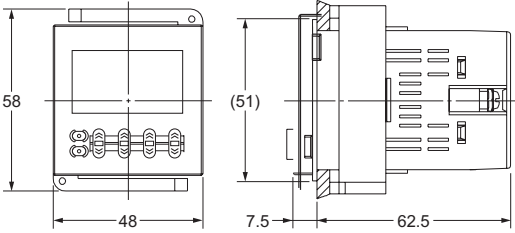
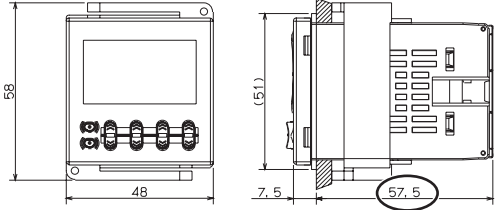
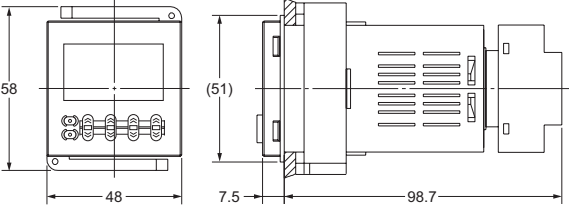
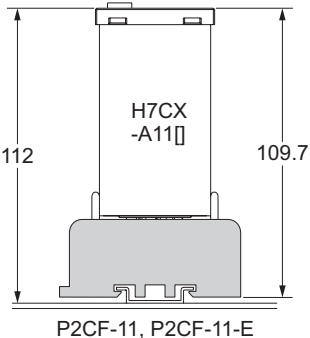
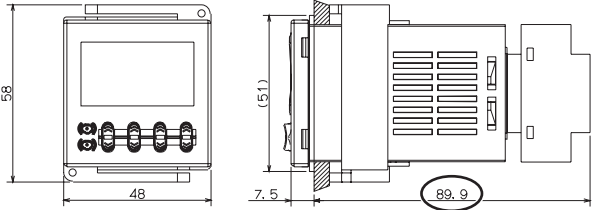
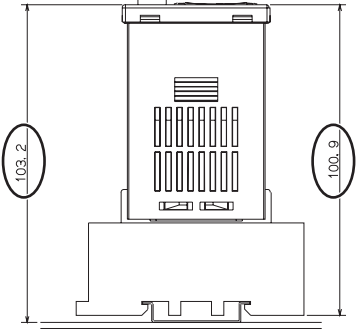
Colors

<p>Product discontinuation Model H7CX-[] Series</p>	<p>Recommendable replacement Model H7CX-[]-N Series</p>
<p>Key-protect switch: Light grey</p> 	<p>Key-protect switch: Silver</p> 
<p>Product discontinuation Model H7CX-[]-G Series</p>	<p>Recommendable replacement Model H7CX-A[]-N Series + Model Y92P-CXC[]G</p>
<p>Front: Light grey Body Light grey</p> 	<p>Remove the attached front cover and mount light grey cover (new optional model Y92P-CXC[]G)</p> <ul style="list-style-type: none"> * Model Y92P-CXC4G: 4-digit counter/light grey * Model Y92P-CXC6G: 6-digit counter/light grey <p>< Product Image ></p>  <p>Front: Light grey Body: Black</p> <p>< Switching of front cover ></p>  <p>#1 Remove the black front cover (standard cover). #2 Mount the optional light grey front cover.</p>

Dimensions

<p align="center">Product discontinuation Model H7CX-A/-AS/-AW/-AWS/-AWD1/ -AWSD1/-A4/-A4S/-A4W</p>	<p align="center">Recommendable replacement Model H7CX-A/-AS/-AW/-AWS/-AWD1/ -AWSD1/-A4/-A4S/-A4W -N</p>
<p>Terminal Block Type (Flush Mounting Models)</p> 	 <p>Depth of 78mm. Change of slit shape.</p>
<p align="center">Product discontinuation Model H7CX-AD/-ASD/-AWSD/ -A4D/-A4SD/-A4WSD</p>	<p align="center">Recommendable replacement Model H7CX-AD/-ASD/-AWSD/ -A4D/-A4SD/-A4WSD -N</p>
<p>Terminal Block Type (Flush Mounting Models)</p> 	 <p>Depth of 59mm. Change of slit shape.</p>
<p align="center">Product discontinuation Model H7CX-A11/-A11S/-A11D1/-A11SD1/ -A114/-A114S/-A114D1/-R11/-R11D1</p>	<p align="center">Recommendable replacement Model H7CX-A11/-A11S/-A11D1/-A11SD1/ -A114/-A114S/-A114D1/-R11/-R11D1 -N</p>
<p>Socket Type (Flush Mounting/Surface Mounting Models)</p> 	 <p>Depth of 63.7mm. Change of slit shape.</p>



Mounting Dimensions

<p>Product discontinuation Model H7CX-A/-AS/-AW/-AWS/-AWD1/ -AWSD1/-A4/-A4S/-A4W</p>	<p>Recommendable replacement Model H7CX-A/-AS/-AW/-AWS/-AWD1/ -AWSD1/-A4/-A4S/-A4W -N</p>
<p>Terminal Block Type (Flush Mounting Models)</p> 	 <p>Depth of 76.5mm.</p>
<p>Product discontinuation Model H7CX-AD/-ASD/-AWSD/ -A4D/-A4SD/-A4WSD</p>	<p>Recommendable replacement Model H7CX-AD/-ASD/-AWSD/ -A4D/-A4SD/-A4WSD-N</p>
<p>Terminal Block Type (Flush Mounting Models)</p> 	 <p>Depth of 57.5mm.</p>
<p>Product discontinuation Model H7CX-A11/-A11S/-A11D1/-A11SD1/ -A114/-A114S/-A114D1/ -R11/-R11D1</p>	<p>Recommendable replacement Model H7CX-A11/-A11S/-A11D1/-A11SD1/ -A114/-A114S/-A114D1/ -R11/-R11D1-N</p>
<p>Socket Type (Flush Mounting/Surface Mounting Models)</p>  	 <p>Depth of 89.9mm.</p>  <p>Mounting dimensions is 100.9mm and 103.2mm.</p>

Wiring Connections

Product discontinuation Model H7CX-A[] (Terminal block type)	Recommendable replacement Model H7CX-A[]-N (Terminal block type)
Recommended tightening Torque About 0.5N·m	0.74-0.90N·m The screw torque value is changed for UL standard recognition. The performance of the terminal block is the same as the production expected completion model.
Application electric wire AWG18-24	AWG18-22 The application electric wire is changed for the UL standard recognition. The performance of the terminal block is the same as the production expected completion model.

Specifications

Product discontinuation Model H7CX-A[] (Terminal block type)	Recommendable replacement Model H7CX-A[]-N (Terminal block type)
Switching of display color of Present Value Programmable of red or green.	Programmable of three colors: red, green, and orange. <div style="display: flex; justify-content: space-around;"> <div style="text-align: center;"> <p>4-Digit Display</p>  </div> <div style="text-align: center;"> <p>6-Digit Display</p>  </div> </div>

Labels

Product discontinuation Model H7CX-[] Series

Body Label

Sticker on top and right side of the product.

Lot No.: Production year of last digit
 e.g. □ □ □ □ □
 (1) (2) (3) (4) (5)

- (1),(2) Production Day: 01-31
- (3) Production Month: 1 to 9, X,Y,Z
 X = 10, Y = 11, Z = 12
- (4) Production Year: Last digit of the year
- (5) Abbreviation code for Production Factory

Recommendable replacement Model H7CX-[]-N Series

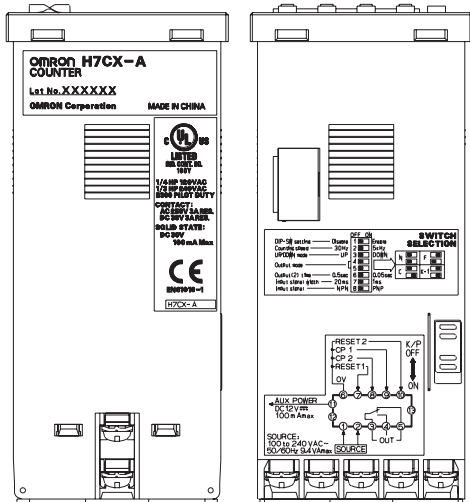
Print directly with the laser on the top and right side of the product.

Lot No.: Production year of last two digits
 e.g. □ □ □ □ □ □
 (1) (2) (3) (4) (5) (6)

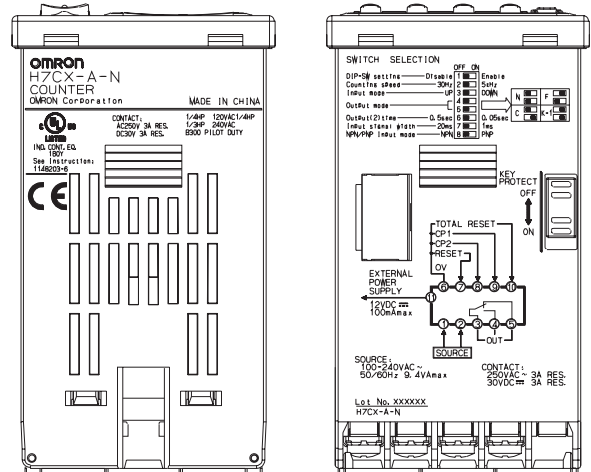
- (1),(2) Production Day: 01-31
- (3) Production Month: 1 to 9, X,Y,Z
 X = 10, Y = 11, Z = 12
- (4),(5) Production Year: Last two digits of the year
- (6) Abbreviation code for Production Factory

Other label changes are followings (printing idea):

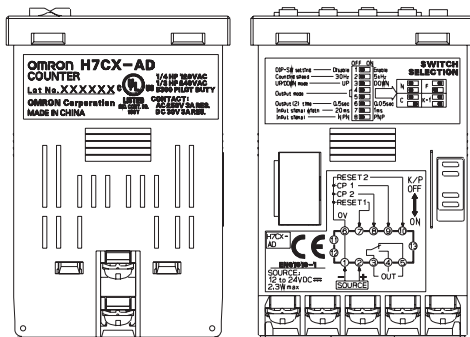
<H7CX-A>



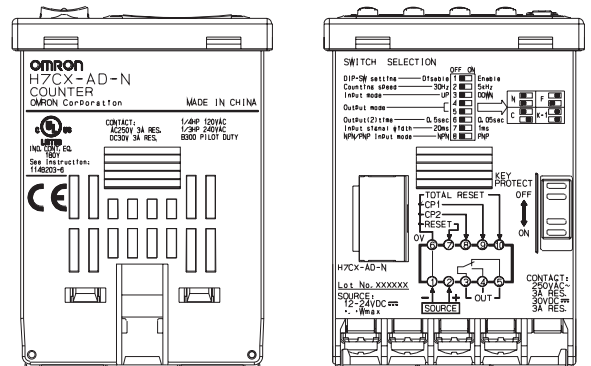
<H7CX-A-N>



<H7CX-AD>



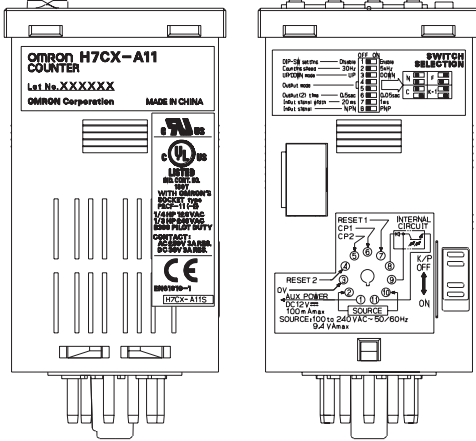
<H7CX-AD-N>



Labels

Product discontinuation Model H7CX-[] Series

< H7CX-A11 >



Packing label

Lot No.: Production year of last digit

e.g. □ □ □ □ □
(1) (2) (3) (4) (5)

- (1),(2) Production Day: 01-31
- (3) Production Month: 1 to 9, X, Y, Z
X = 10, Y = 11, Z = 12
- (4) Production Year: Last digit of the year
- (5) Abbreviation code for Production Factory

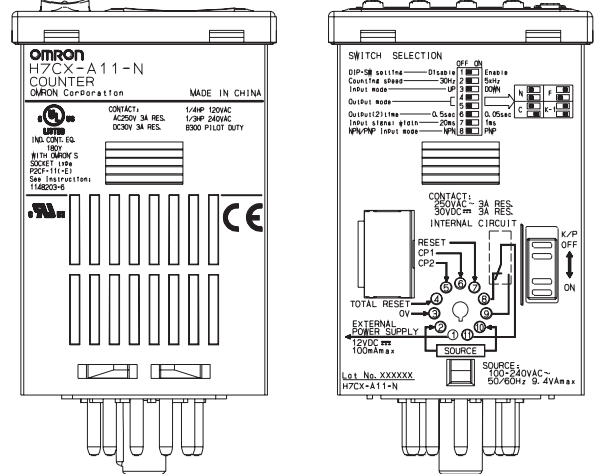
ID mark: Either none or N2 depend on the model.



Lot No. →

Recommendable replacement Model H7CX-[]-N Series

< H7CX-A11-N >



Lot No.: Production year of last two digits

e.g. □ □ □ □ □ □
(1) (2) (3) (4) (5) (6)

- (1),(2) Production Day: 01-31
- (3) Production Month: 1 to 9, X, Y, Z
X = 10, Y = 11, Z = 12
- (4),(5) Production Year: Last two digits of the year
- (6) Abbreviation code for Production Factory

ID mark: None


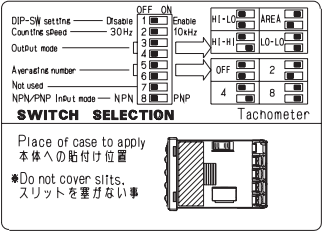
2D QR code: Changed due to an adoption of a new product code.

EAN code: Changed due to an adoption of a new product code.



Lot No. →

Labels

Product discontinuation Model H7CX-AW[] Series	Recommendable replacement Model H7CX-AW[]-N Series
<p>DIP switch label Enclose with the product. (accessories) Explains the setting of both Timer and Twin-timer on the sticker.</p> 	<p>Enclose with the product. (accessories) Explains the setting of Twin-timer on the sticker while the setting of Timer is printed on the product directory.</p> <p><DIP Switch label></p> 

Operation

Although the setting items of function setting mode are slightly added due to new functions, the basic operation remain the same.

Instruction Manual

Content is updated for a renewal.